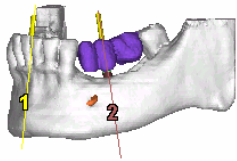




Standard 3D or Standard 3D + Teeth 3D what's the difference?

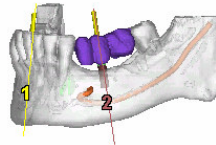
• Standard 3D



- 3D of anatomy
- Separate 3D of Markers
- Removal of artefact


Visualisation

- Transparent bone
- Implants and nerve



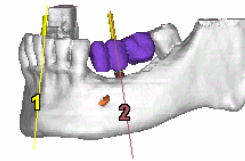
Independently view

- Implants, nerve and markers



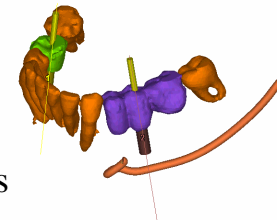
• Standard 3D + Teeth 3D

- Multi object 3D of anatomy
- Separate 3D of teeth, bone and markers
- Bone with extraction sockets
- Removal of artefact



Independently view

- Tooth roots
- Bone with extraction
- Implants, nerve and markers



Visualisation

- Transparent bone
- Tooth roots within bone
- Implants and nerve

